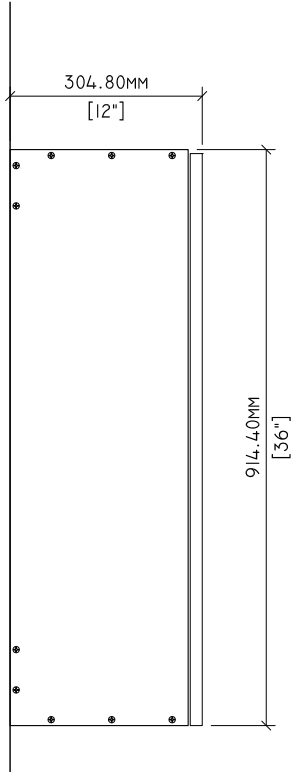
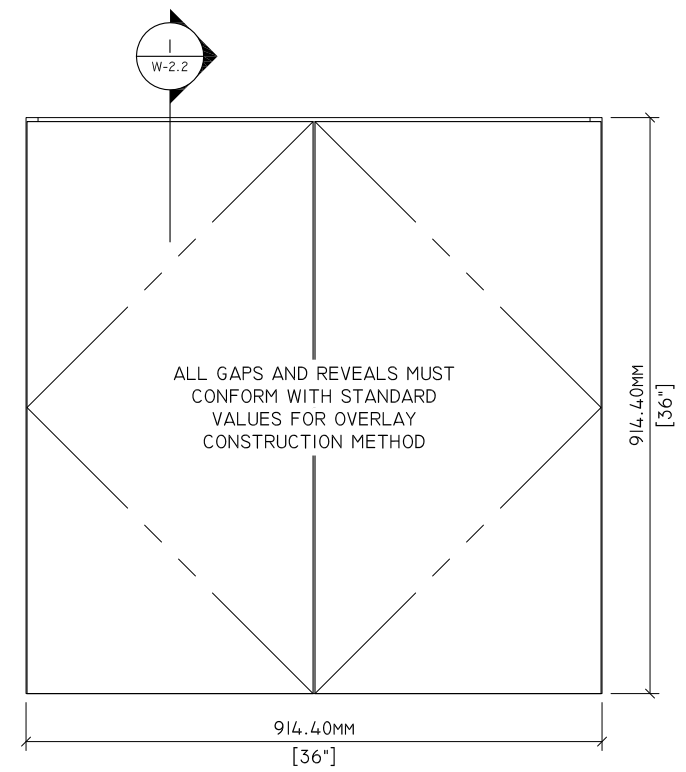


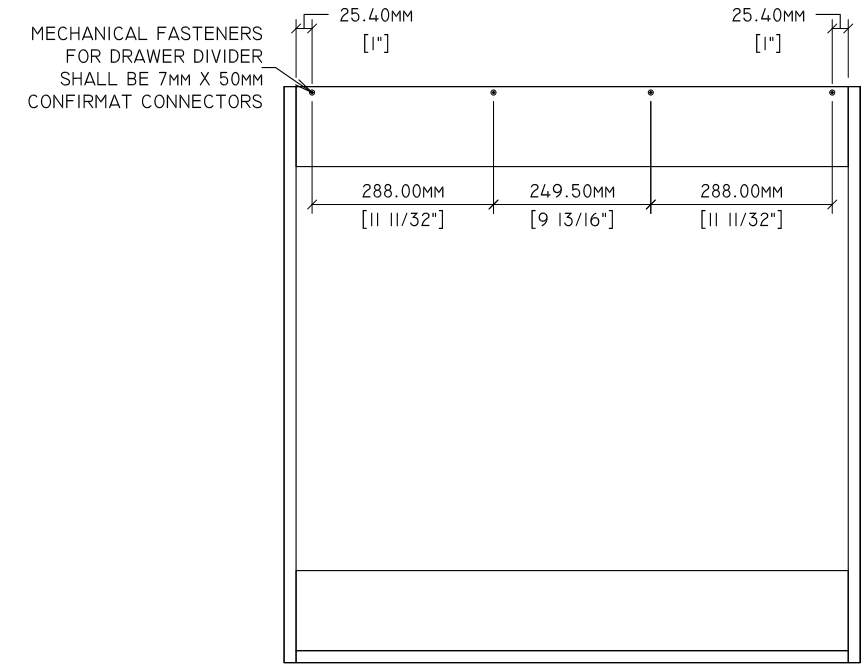
1 PLAN
W-2.1 1" = 1'-0"



2 SIDE ELEVATION
W-2.1 1" = 1'-0"



3 ELEVATION
W-2.1 1" = 1'-0"



4 BACK ELEVATION
W-2.1 1" = 1'-0"

MATERIAL NOTES

ITEM	NOM. THICK	CORE MATERIAL	CORE GRADE	FACE MATERIAL	BACK MATERIAL
LEFT VERTICAL SIDE	3/4"	MDF	I30	TFL	TFL
RIGHT VERTICAL SIDE	3/4"	MDF	I30	TFL	TFL
TOP HORIZONTAL COMPONENT	3/4"	MDF	I30	TFL	TFL
BOTTOM HORIZONTAL COMPONENT	3/4"	MDF	I30	TFL	TFL
ADJUSTABLE SHELF	1"	MDF	I30	RAW	RAW
VERTICAL BACK COMPONENT	1/4"	MDF	I30	TFL	TFL
HINGED DOORS	3/4"	MDF	I30	TFL	TFL
NAILER COMPONENT	3/4"	MDF	I30	TFL	TFL

PERMISSIBLE TOLERANCES

- PERMISSIBLE TOLERANCES, PROVIDED ALL AESTHETIC STANDARD REQUIREMENTS ARE MET:
 - STRETCHERS AND NAILERS MAY ALLOW FOR A TOLERANCE OF +/- 1.6MM [1/16"] IN WIDTH
 - MACHINED JOINERY AND FASTENERS USED FOR STRUCTURAL PERFORMANCE MUST MAINTAIN SPACING PATTERN BASED ON TESTED PRODUCT AND ENGINEERING DRAWINGS
 - MACHINING +/- 1 MM [.039"], EXCLUDING DRILL DIAMETERS
 - ADDITIONAL FASTENERS AND/OR ADHESIVE MAY BE USED TO MEET AESTHETIC REQUIREMENTS

*SUBJECT TO CHANGE WITHOUT NOTICE. LATEST EDITION WILL BE ENFORCED.

GENERAL NOTES

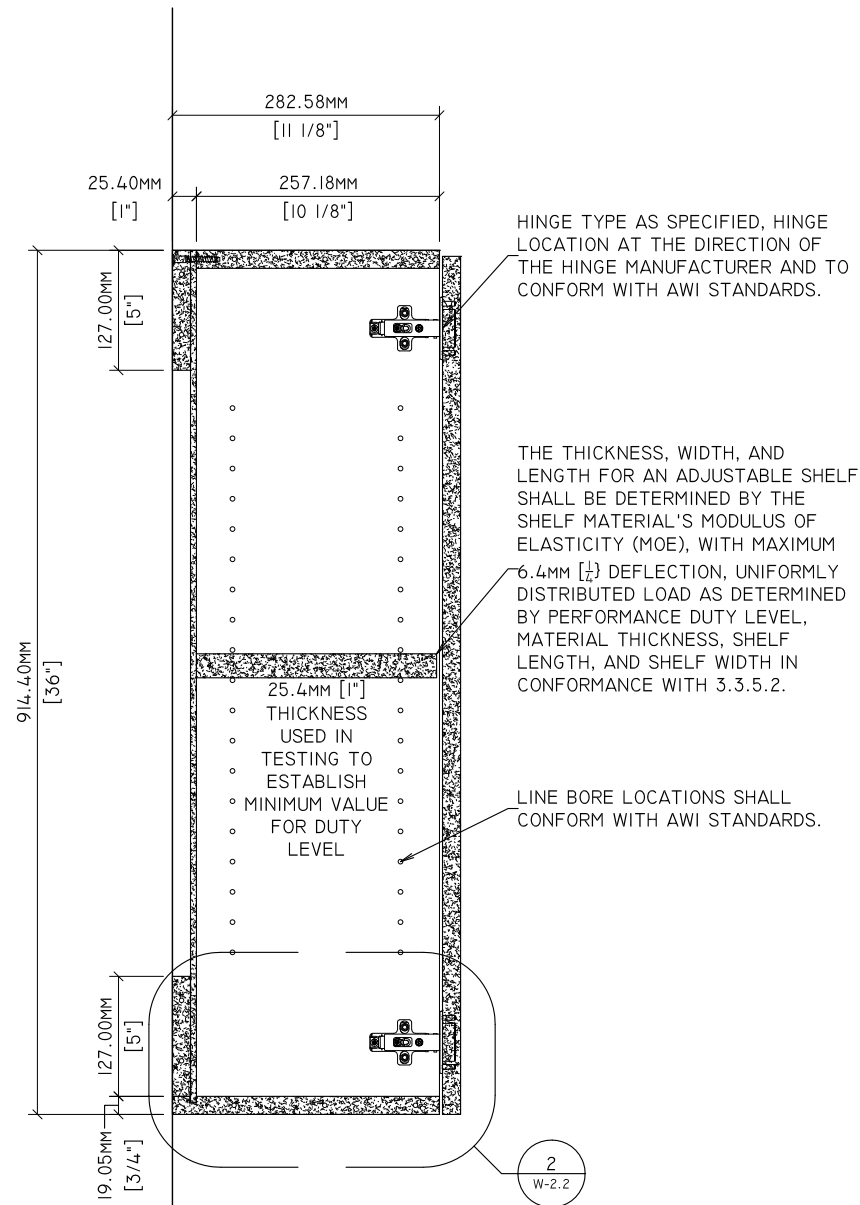
- THESE DRAWINGS DO NOT INDICATE CONFORMANCE WITH AWI STANDARDS. MANUFACTURERS SHALL ACQUIRE AN OFFICIAL AWI TEST REPORT IN ORDER TO INDICATE CONFORMANCE.
- CABINET SIZE AND CONFIGURATION MAY BE ALTERED AS LONG AS JOINERY, SPACING, AND LOCATION REQUIREMENTS ARE FOLLOWED.
- ALL JOINERY SHALL MEET THE TOLERANCES OF AWI STANDARDS.
- DOWELS SHALL BE 8MM X 30MM.
- CONSTRUCTION ILLUSTRATED HEREIN IS CONFORMING FOR ALL FRAMELESS DOOR AND DRAWER OVERLAYS.



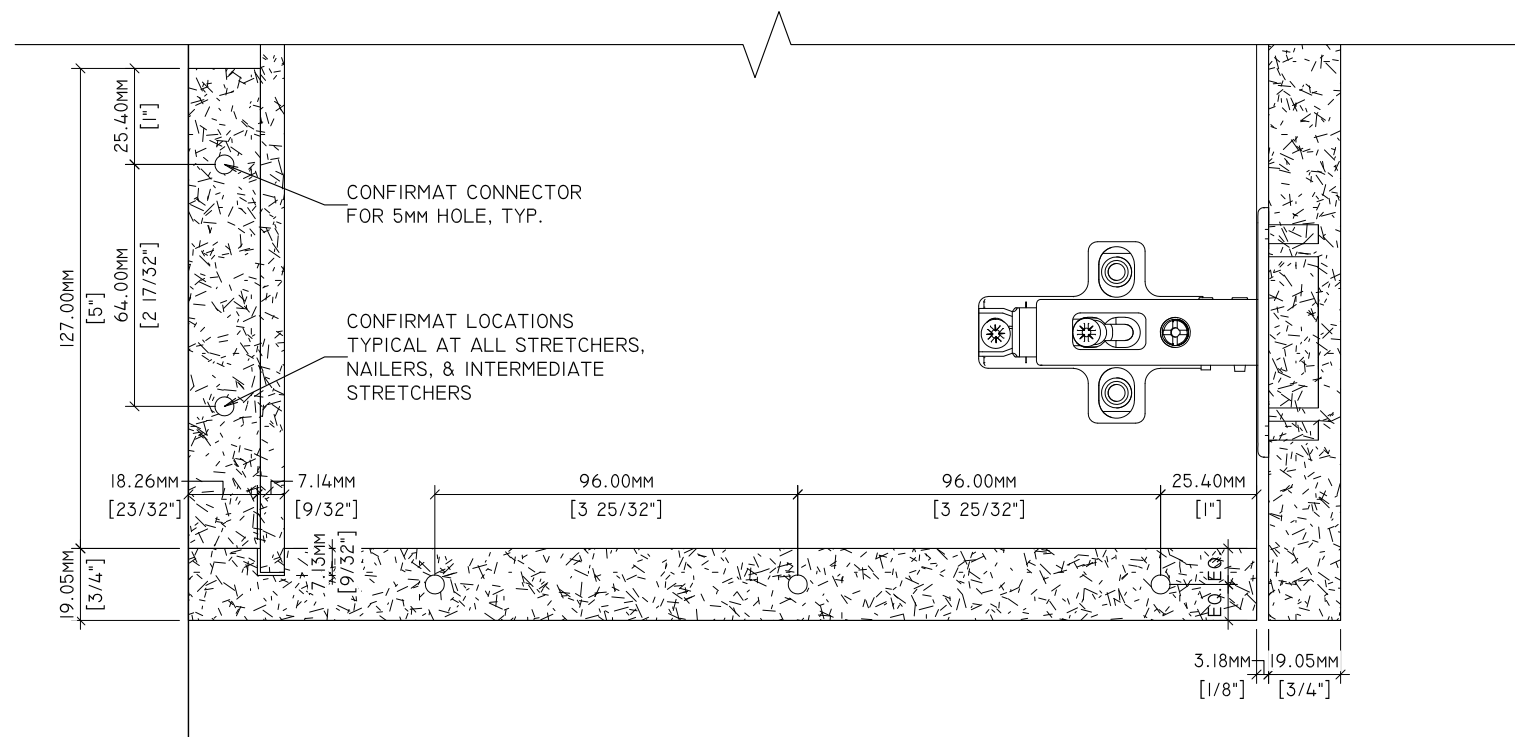
Standards Development and Performance Testing
 1310 Southerfield Road
 Americus, GA 31709

Drawn By:	HD	REVISIONS	
Reviewed By:	-	①	-
Revised By:	HKM	②	7/7/2020
Revised By:	HKM	③	7/9/2021
Approved By:	-	④	-

SPECIMEN DWG. NO.:	W-2.1
JOINERY METHOD NO.:	7nn X 50mm CONFIRMAT
SPECIMEN MATERIAL:	MDF 130
BATCH QUANTITY:	-
SCALE:	AS NOTED

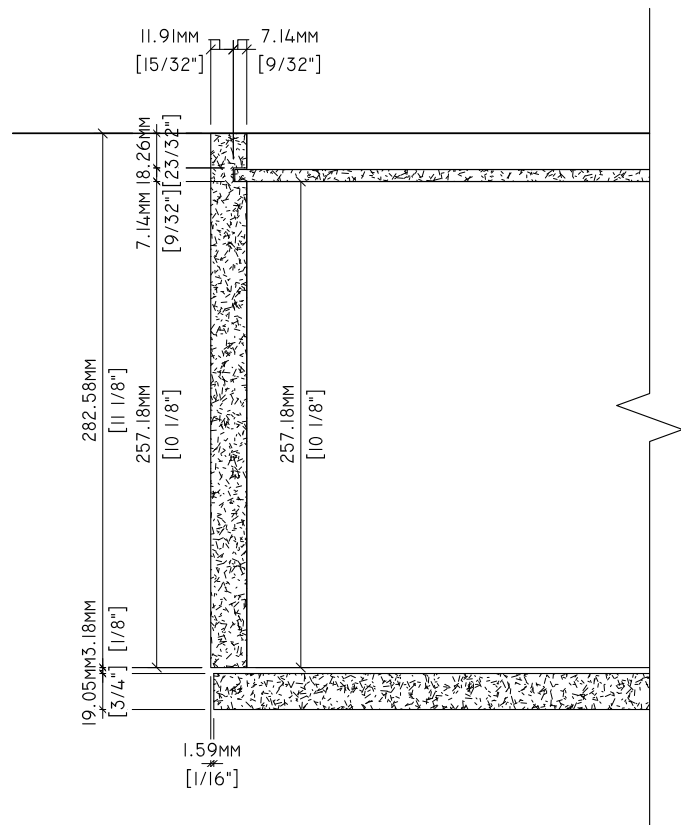


1 SECTION
W-2.2 1-1/2" = 1'-0"

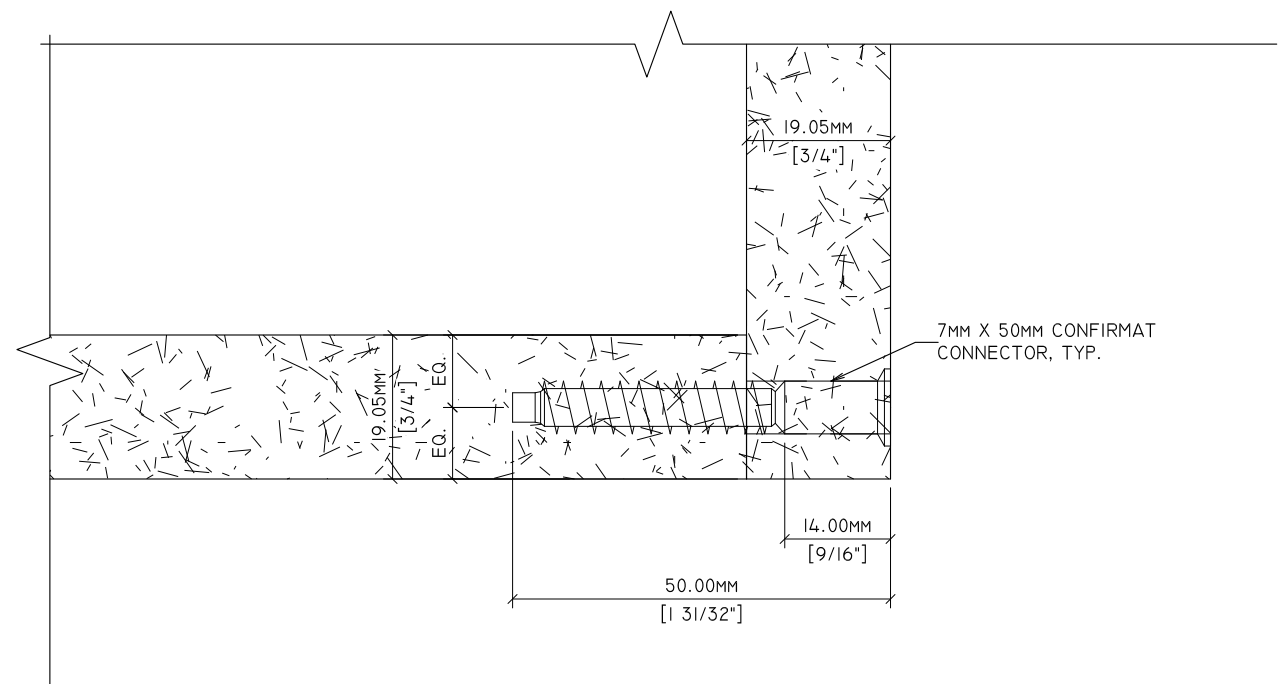


2 DETAIL
W-2.2 6" = 1'-0"

Drawn By:	HD	REVISIONS		SPECIMEN DWG. NO.: W-2.2
Reviewed By:	-	①	-	JOINERY METHOD NO.: 7mm X 50mm CONFIRMAT
Revised By:	HKM	②	7/7/2020	SPECIMEN MATERIAL: MDF 130
Revised By:	HKM	③	7/9/2021	BATCH QUANTITY: -
Approved By:	-	④	-	SCALE: AS NOTED



1 PLAN DETAIL
W-2.3 3" = 1'-0"



2 DETAIL
W-2.3 12" = 1'-0"

Drawn By:	HD	REVISIONS		SPECIMEN DWG. NO.: W-2.3
Reviewed By:	-	①	-	JOINERY METHOD NO.: 7mm X 50mm CONFIRMAT
Revised By:	HKM	②	7/7/2020	SPECIMEN MATERIAL: MDF 130
Revised By:	HKM	③	7/9/2021	BATCH QUANTITY: -
Approved By:	-	④	-	SCALE: AS NOTED