
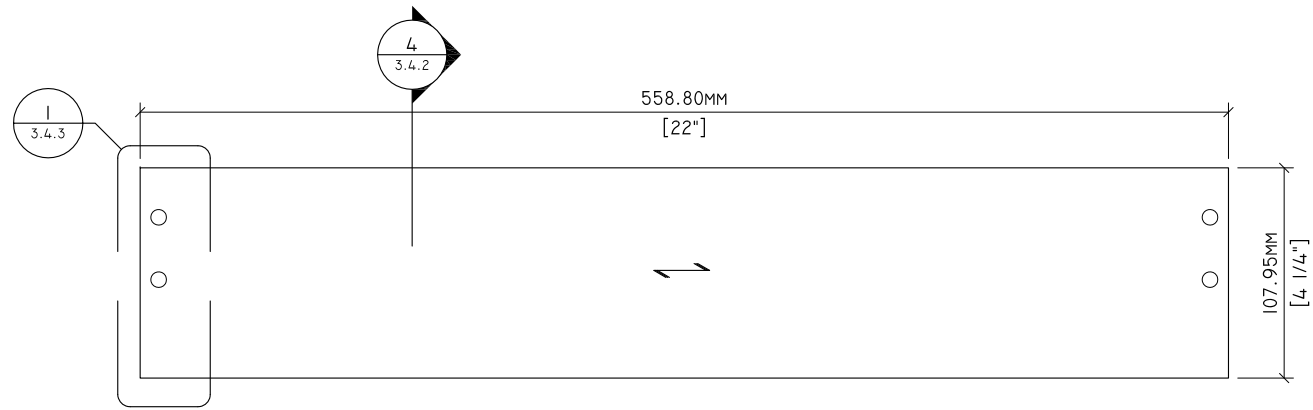


1  
5.4.1  
PLAN  
3" = 1'-0"

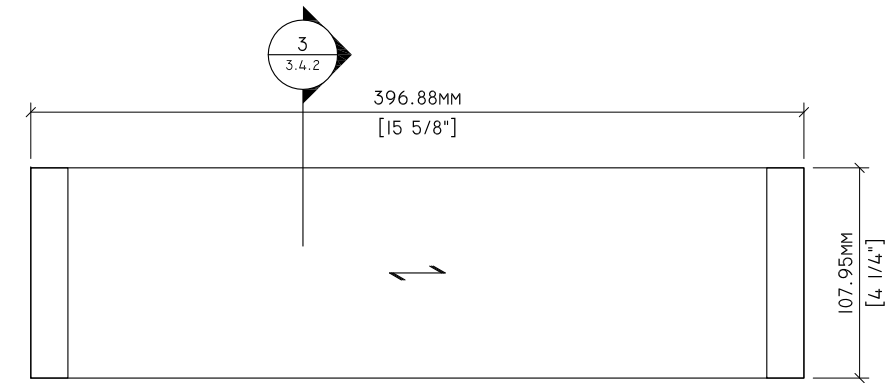


2  
5.4.1  
PLAN - BOTTOM  
3" = 1'-0"


Drawn By:	HD	<b>REVISIONS</b>		SPECIMEN DWG. NO.: 5.4.1
Reviewed By:	-	①	-	JOINERY METHOD NO.: CONFIRMAT
Revised By:	-HKM	②	-7/30/2020	SPECIMEN MATERIAL: 3/4" VENEER CORE
Revised By:	-	③	-	BATCH QUANTITY: N/A
Approved By:	-	④	-	SCALE: AS NOTED



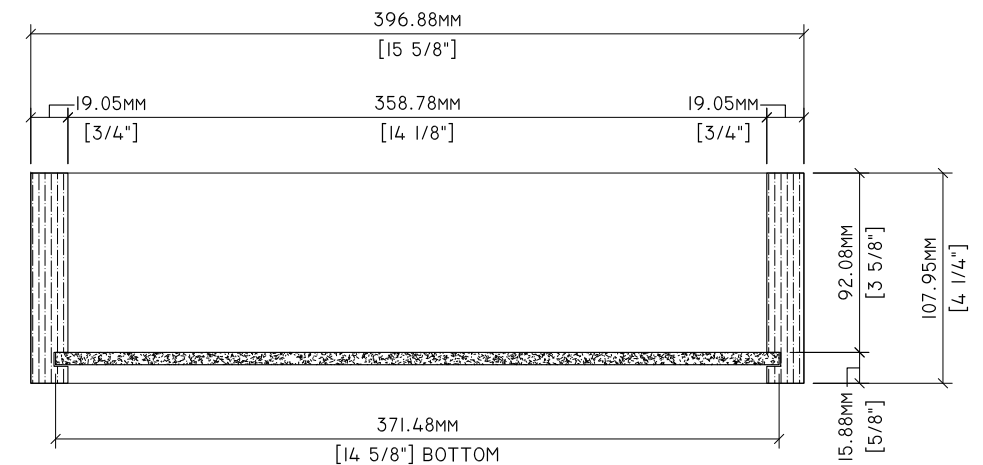
**1 ELEVATION**  
5.4.2 3" = 1'-0"



**2 ELEVATION**  
5.4.2 3" = 1'-0"

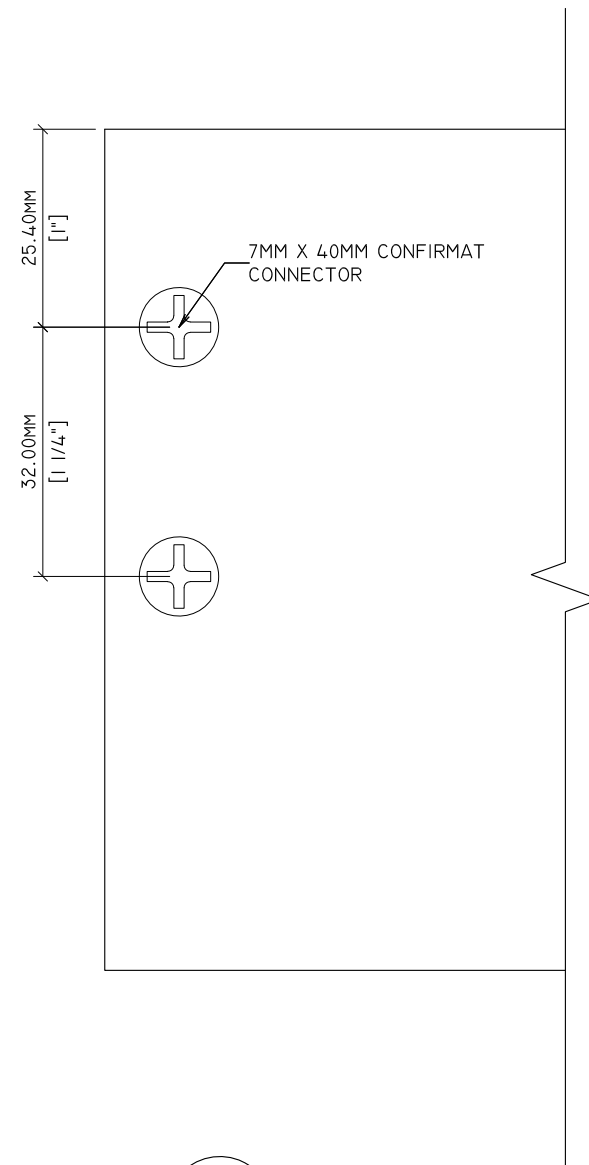


**3 SECTION**  
5.4.2 3" = 1'-0"

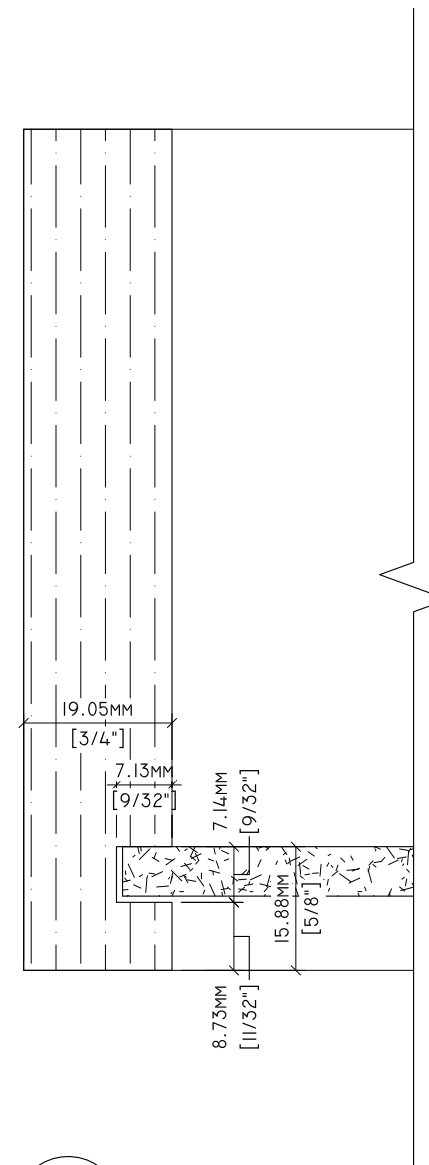


**4 SECTION**  
5.4.2 3" = 1'-0"

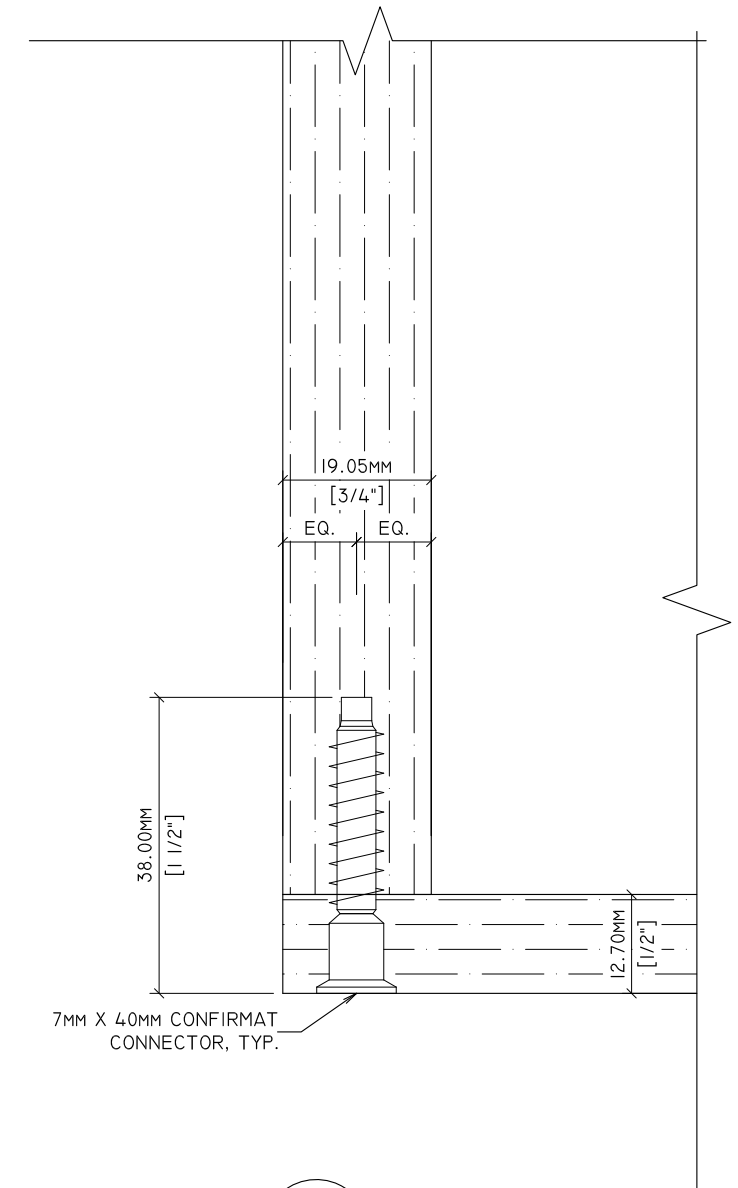
Drawn By:	HD	<b>REVISIONS</b>		SPECIMEN DWG. NO.: 5.4.2
Reviewed By:	-	①	-	JOINERY METHOD NO.: CONFIRMAT
Revised By:	-HKM	②	-7/30/2020	SPECIMEN MATERIAL: 3/4" VENEER CORE
Revised By:	-	③	-	BATCH QUANTITY: N/A
Approved By:	-	④	-	SCALE: AS NOTED



1  
5.4.3  
DETAIL  
12" = 1'-0"



2  
5.4.3  
DETAIL  
12" = 1'-0"



3  
5.4.3  
DETAIL  
12" = 1'-0"

Drawn By:	HD	<b>REVISIONS</b>		SPECIMEN DWG. NO.: 5.4.3
Reviewed By:	-	①	-	JOINERY METHOD NO.: CONFIRMAT
Revised By:	-HKM	②	-7/30/2020	SPECIMEN MATERIAL: 3/4" VENEER CORE
Revised By:	-	③	-	BATCH QUANTITY: N/A
Approved By:	-	④	-	SCALE: AS NOTED