
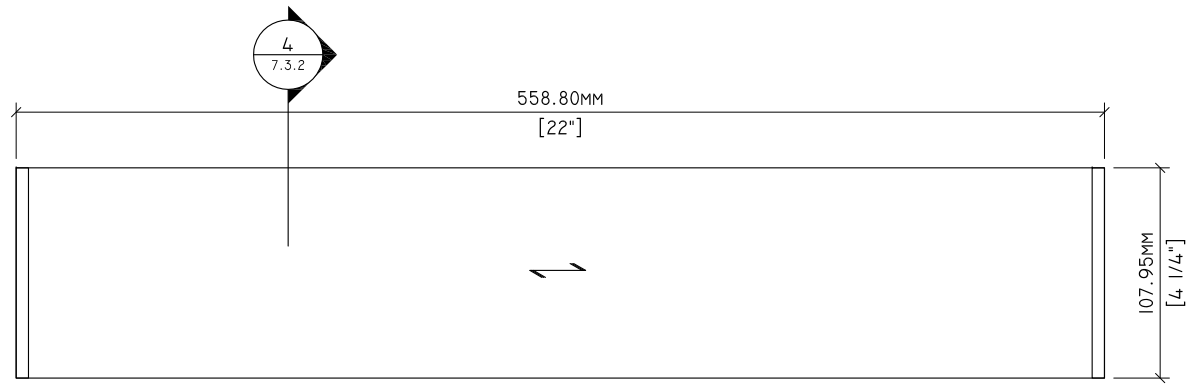


1
7.3.1 PLAN
3" = 1'-0"

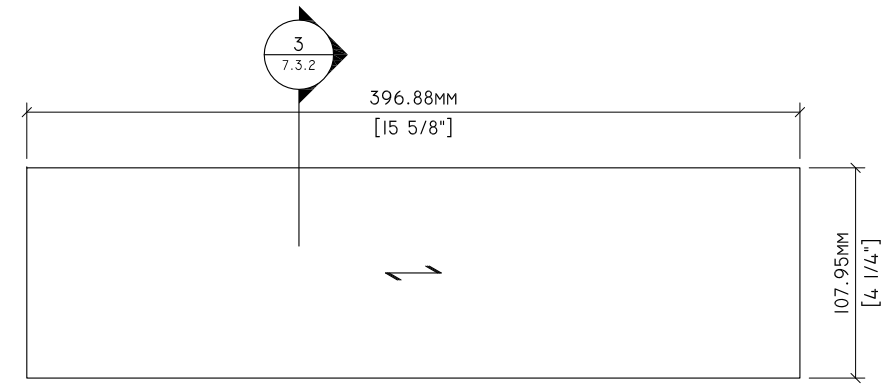


2
7.3.1 PLAN - BOTTOM
3" = 1'-0"


Drawn By:	HD	REVISIONS		SPECIMEN DWG. NO.: 7.3.1
Reviewed By:	-	①	-	JOINERY METHOD NO.: LOCK JOINT
Revised By:	-HKM	②	-7/30/2020	SPECIMEN MATERIAL: 1/2" VENEER CORE
Revised By:	-	③	-	BATCH QUANTITY: N/A
Approved By:	-	④	-	SCALE: AS NOTED




1 ELEVATION
7.3.2 3" = 1'-0"



2 ELEVATION
7.3.2 3" = 1'-0"

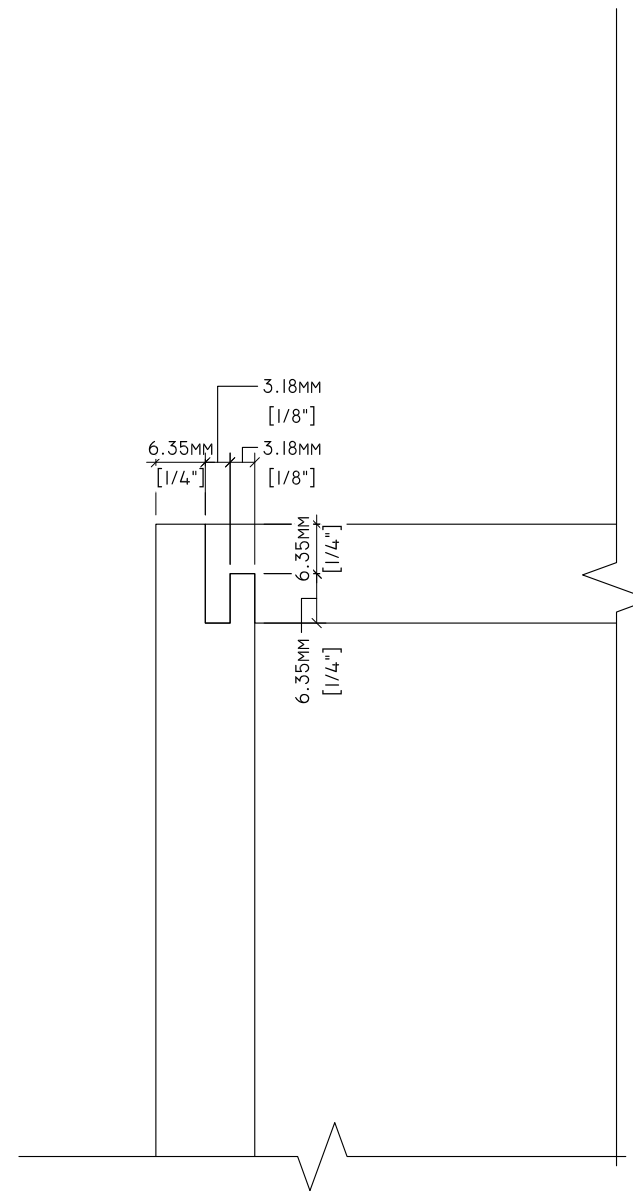


3 SECTION
7.3.2 3" = 1'-0"

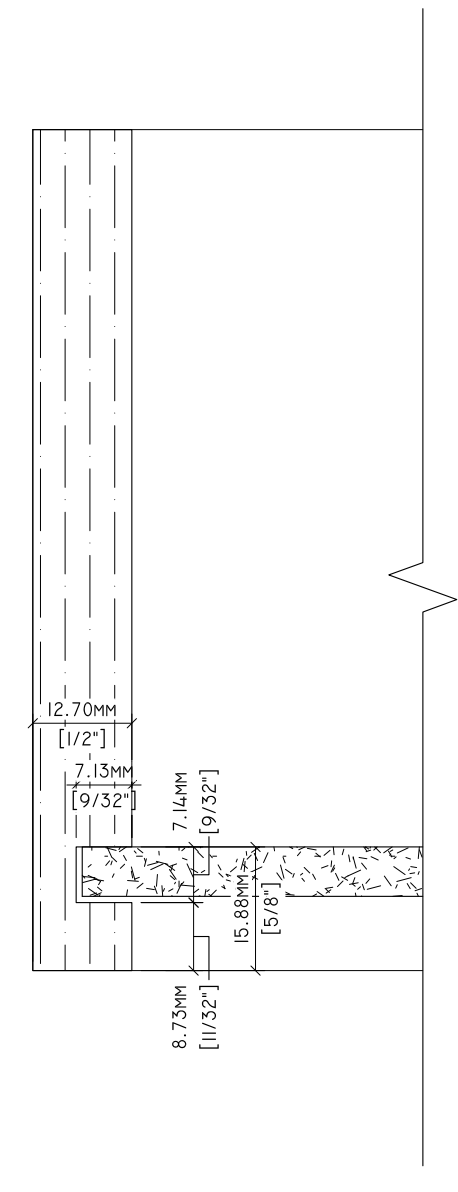


4 SECTION
7.3.2 3" = 1'-0"

Drawn By:	HD	REVISIONS		SPECIMEN DWG. NO.: 7.3.2
Reviewed By:	-	△1	-	JOINERY METHOD NO.: LOCK JOINT
Revised By:	-HKM	△2	-7/30/2020	SPECIMEN MATERIAL: 1/2" VENEER CORE
Revised By:	-	△3	-	BATCH QUANTITY: N/A
Approved By:	-	△4	-	SCALE: AS NOTED



1
7.3.3 12" = 1'-0"



2
7.3.3 12" = 1'-0"



Standards Development and Performance Testing
 1310 Southerfield Road
 Americus, GA 31709

Drawn By:	HD	REVISIONS		SPECIMEN DWG. NO.: 7.3.3
Reviewed By:	-	①	-	JOINERY METHOD NO.: LOCK JOINT
Revised By:	-HKM	②	-7/30/2020	SPECIMEN MATERIAL: 1/2" VENEER CORE
Revised By:	-	③	-	BATCH QUANTITY: N/A
Approved By:	-	④	-	SCALE: AS NOTED